


REL-MR- 24DC/21

Order No.: 2961105

The illustration shows the version REL-MR- 24DC/21



<http://eshop.phoenixcontact.de/phoenix/treeViewClick.do?UID=2961105>

Pluggable miniature relays, with power contact, 1 PDT, input voltage 24 V DC

Commercial data

EAN	4017918130893
Pack	10 Pcs.
Customs tariff	85364190
Weight/Piece	0.006721 KG
Catalog page information	Page 80 (IF-2007)

Product notes

WEEE/RoHS-compliant since:
11/16/2005



<http://www.download.phoenixcontact.com>
Please note that the data given here has been taken from the online catalog. For comprehensive information and data, please refer to the user documentation. The General Terms and Conditions of Use apply to Internet downloads.

Technical data

Coil side

Nominal input voltage U_N	24 V DC
Nominal input current at U_N	7 mA
Typical response time	5 ms
Typical release time	2.5 ms
Coil resistance	3390 $\Omega \pm 10\%$ (at 20°C)

Contact side

Contact type	Single contact, 1-PDT
Contact material	AgSnO
Maximum switching voltage	250 V AC/DC
Minimum switching voltage	12 V AC/DC
Maximum inrush current	(on request)
Min. switching current	10 mA
Limiting continuous current	6 A
Interrupting rating (ohmic load) max.	140 W (for 24 V DC)
	20 W (for 48 V DC)
	18 W (for 60 V DC)
	23 W (for 110 V DC)
	40 W (for 220 V DC)
	1500 VA (for 250 V AC)

General data

Length	28 mm
Height	15 mm
Width	5 mm
Test voltage relay winding/relay contact	4 kV AC (50 Hz, 1 min)
Ambient temperature (operation)	-40 °C ... 85 °C
Ambient temperature (storage/transport)	-40 °C ... 85 °C
Operating mode	100% operating factor
Service life mechanical	2 x 10 ⁷ cycles
Standards/regulations	IEC 60664
	IEC 60664 A
	DIN VDE 0110
	DIN VDE 0106-101
	DIN EN 50178/DIN VDE 0160 (in relevant parts)
	IEC 60255/DIN VDE 0435 (in relevant parts)
	EN 60730/DIN VDE 0631
Pollution degree	3
Surge voltage category	III
Mounting position	Any
Assembly instructions	In rows with zero spacing

Connection data

Type of connection	Plug / solder connection
--------------------	--------------------------

Certificates / Approvals

Approval logo

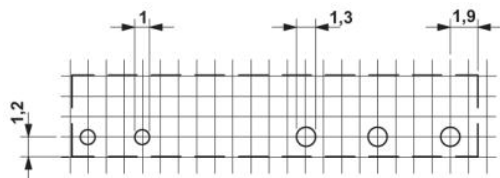


requested approbations

Certification	CSA, CUL, GL, GOST, UL, VDE-PZI
---------------	---------------------------------

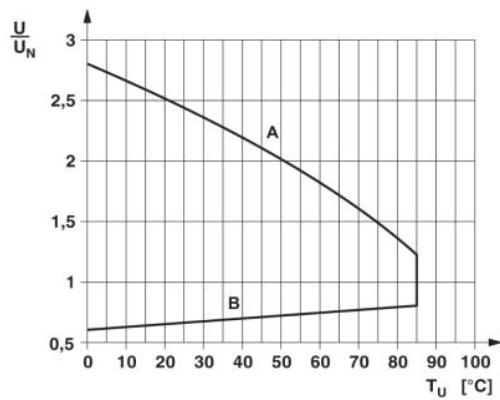
Drawings

Drilling diagram

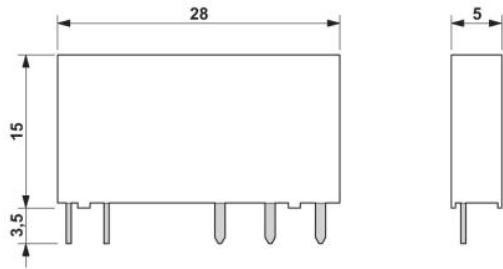


a = pitch division 1.25 mm and 1.27 mm

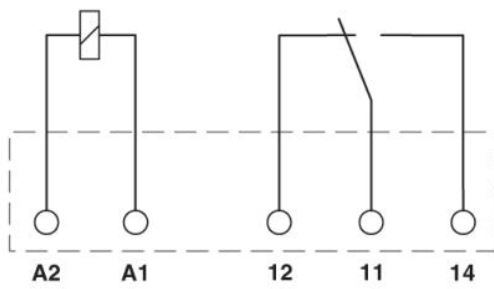
Diagram



Dimensioned drawing



Circuit diagram



Address

PHOENIX CONTACT GmbH & Co. KG
Flachsmarktstr. 8
32825 Blomberg, Germany
Phone +49 5235 3 00
Fax +49 5235 3 41200
<http://www.phoenixcontact.de>



© 2008 Phoenix Contact
Technical modifications reserved;